

**EXIT RIM DEVICES**

All 22, 33 and 99 series exit devices are UL listed for Panic Hardware (you must specify "F" for Fire-Rated), and are tested in accordance to ANSI A 156.3, 1994, Grade 1. **22 Rim Devices** are for all types of single and double doors with mullion, UL listed for accident hazard installations. Fits doors stiles as narrow as 3<sup>13</sup>/<sub>16</sub>".

**22**

- Non-handed
- Latch bolt deadlocking
- Field reversible
- Hex key dogging
- 3/4" throw latch bolt
- Furnished with 299 strike in dull black finish
- Combination of fasteners are furnished for surface mounting or through bolting to outside trim on 1 3/4" & 2 1/4" thick doors of all types



**SPECIFICATIONS**

- ✍ Touchbar Height to Finished Floor: 39<sup>13</sup>/<sub>16</sub>"
- ✍ Touchbar Projection:  
Neutral - 3 3/4"  
Depressed - 3"
- ✍ Center Case: 4 1/16" x 2 3/8" x 2 3/4"
- ✍ Device Length:  
Short - 3' (2'6" to 3')  
Long - 4' (3'1" to 4')

Catalog #	Finish	Description
22EO SP28	Sprayed Aluminum	No Trim
22EO SP13	Sprayed Dark Bronze	No Trim
22NL SP28	Sprayed Aluminum	Includes 210NL Wing Pull Trim <i>Heavy 10 gauge stainless steel escutcheon • Night Latch, key retracts latch bolt • Lever or knob is rigid • Cylinder not included</i>
22NL SP13	Sprayed Dark Bronze	Includes 210NL Wing Pull Trim <i>Heavy 10 gauge stainless steel escutcheon • Night Latch, key retracts latch bolt • Lever or knob is rigid • Cylinder not included</i>
22L SP28	Sprayed Aluminum	Includes 230L Cylinder/Lever Trim, 06 Lever Design <i>Lever trim has a cast aluminum 3/4" depth escutcheon • Cylinder not included</i>
22L SP13	Sprayed Dark Bronze	Includes 230L Cylinder/Lever Trim, 06 Lever Design <i>Lever trim has a cast aluminum 3/4" depth escutcheon • Cylinder not included</i>
230L SP28	Sprayed Aluminum	Series Standard Cylinder/Lever Trim, 06 Lever Design <i>Cylinder not included</i>
230L SP13	Sprayed Dark Bronze	Series Standard Cylinder/Lever Trim, 06 Lever Design <i>Cylinder not included</i>



**33A Rim Devices** are for all types of single and double doors with mullion, UL listed for Panic Exit Hardware. A fluid dampener decelerates the pushpad on its return stroke and eliminates most noise associated with exit device operations. Fits doors stiles as narrow as 1 3/4".

**33A**

- Non-handed
- Field sizeable
- Hex key dogging
- 3/4" throw molydag® coated latch bolt
- Furnished with 1490 strike in dull black finish
- Latch bolt deadlocking
- One piece center case cover
- Furnished with roller strike in dull black finish
- Six bolts are furnished for mounting on 1 3/4" and 2 1/4" thick doors



**SPECIFICATIONS**

- ✍ Pushbar Height to Finished Floor: 39<sup>13</sup>/<sub>16</sub>"
- ✍ Pushpad Projection:  
Neutral - 3<sup>13</sup>/<sub>16</sub>"  
Depressed - 3<sup>1</sup>/<sub>16</sub>"
- ✍ Center Case: 8<sup>3</sup>/<sub>16</sub>" x 2<sup>13</sup>/<sub>32</sub>" x 1<sup>9</sup>/<sub>16</sub>"
- ✍ Device Length:  
Short - 3' (2'6" to 3')  
Long - 4' (3'1" to 4')

Catalog #	Finish	Description
33AEO 313AN	Duranodic Dark Bronze, Anodized	No Trim
33AEO US10	Dull Bronze	No Trim

**Smallwood Lock Supply**

1830 Minnesota Avenue • Kansas City, KS 66102

Local

www.smallwoodlock.com

Toll-Free

913-371-5787

VDP 1

888-881-4245

Fax: 913-371-3201

Fax: 888-881-4248

## EXIT RIM DEVICES

**99 Rim Devices** are for all types of single and double doors with mullion, UL listed for accident hazard installations. Covers stock hollow metal doors with 86 or cutouts. Fits doors stiles as narrow as 3<sup>13</sup>/<sub>16</sub>". This series features a grooved mechanism case. A fluid dampener decelerates the push pad on its return stroke and eliminates most noise associated with exit device operations.

### 99

- Non-handed
- Latch bolt deadlocking
- Field sizeable
- Hex key dogging
- ¾" throw latch bolt
- Furnished with 299 strike in dull black finish
- Combination of fasteners are furnished for surface mounting or through bolting to outside trim on 1¾" & 2¼" thick doors



#### SPECIFICATIONS

- ✍ Touchbar Height to Finished Floor: 39<sup>13</sup>/<sub>16</sub>"
- ✍ Touchbar Projection;
  - Neutral - 3<sup>13</sup>/<sub>16</sub>"
  - Depressed - 3<sup>1</sup>/<sub>16</sub>"
- ✍ Center Case: 8" x 2¼" x 2¾"
- ✍ Device Length;
  - Short - 3' (2'6" to 3')
  - Long - 4' (3'1" to 4')

Catalog #	Finish	Description
99EO US28	Anodized Aluminum	No Trim
99EO US26D	Satin Chrome	No Trim
99EO 313AN	Duranodic Dark Bronze, Anodized	No Trim
99NL US28	Anodized Aluminum	Includes 990NL-R/V Cylinder Pull Trim <i>Heavy 10 gauge escutcheon • Night Latch, key retracts latch bolt • Lever or knob is rigid • Cylinder not included</i>
99NL US26D	Satin Chrome	Includes 990NL-R/V Cylinder Pull Trim <i>Heavy 10 gauge escutcheon • Night Latch, key retracts latch bolt • Lever or knob is rigid • Cylinder not included</i>
99TP US26D	Satin Chrome	Includes 990TP-R/V Cylinder Thumb Piece Pull Trim <i>Heavy 10 gauge escutcheon • Cylinder not included</i>
99L US28	Anodized Aluminum	Includes 994L Prepped Cylinder/Lever Trim, 06 Lever Design <i>Lever trim has a forged brass ¾" depth escutcheon • Cylinder not included</i>
99L US26D	Satin Chrome	Includes 994L Prepped Cylinder/Lever Trim, 06 Lever Design <i>Lever trim has a forged brass ¾" depth escutcheon • Cylinder not included</i>
99L 313AN	Duranodic Dark Bronze, Anodized	Includes 994L Prepped Cylinder/Lever Trim, 06 Lever Design <i>Lever trim has a forged brass ¾" depth escutcheon • Cylinder not included</i>

## GLASS BEAD KIT

**Glass Bead Conversion Kits** are available for all 99 Series devices for use on doors with raised glass beads. Each kit consists of ¼" shim sets. To order specify device type (rim, mortise, surface vertical and concealed vertical rod). Also specify wood door, when used with concealed vertical.

### 99GBK

Catalog #	Finish	Description
99GBK-R/M SP28	Sprayed Aluminum	Rim/Mortise Glass Bead Riser Kit

## DOG KEY

### 090085, 091080

Catalog #	Description
090085	227 Dog Key, 5/32" Hex For Current Models 22, 33, 55, 88, 98/99
091080	222 Dog Key, 7/32" Hex Used On Crossbar Devices Before 1963

# Smallwood Lock Supply

1830 Minnesota Avenue • Kansas City, KS 66102

**Local**

**913-371-5787**  
Fax: 913-371-3201

[www.smallwoodlock.com](http://www.smallwoodlock.com)

**VDP 2**

**Toll-Free**

**888-881-4245**  
Fax: 888-881-4248

**TRIM**




**990NL**



**990TP**



**990DT**



**992L**

Catalog #	Finish	Description
990NL-R&V US26D	Satin Chrome	98/99 Series Standard Cylinder Pull Trim <i>Rim and Vertical Rod Device • Heavy 10 gauge escutcheon • Night Latch, key retracts latch bolt • Lever or knob is rigid • Cylinder not included</i>
990TP-R&V US26D	Satin Chrome	98/99 Series Standard Cylinder Thumb Piece Pull Trim <i>Rim and Vertical Rod Device • Heavy 10 gauge escutcheon • Cylinder not included</i>
990DT US26D	Satin Chrome	98/99 Series Dummy Trim <i>Heavy 10 gauge escutcheon • No key operation • Lever or knob rigid for pull operation • Cylinder not included</i>
992L-R&V US26D	Satin Chrome	98/99 Series Optional Cylinder/Lever Trim, 06 Lever Design <i>Rim and Vertical Rod Device • Lever trim has a forged brass 3/4" depth escutcheon • Cylinder not included</i>

**BREAKAWAY TRIM**

The patented **Breakaway™** Lever Trim will significantly reduce damage from vandalism and abuse, while helping meet ADA-mandated accessibility standards. Lever trim is vulnerable to vandalism and abuse that can cause the lever or internal trim parts to break, rendering the door inoperable and necessitating costly, recurring repairs. The design allows the lever to break away and drop into a "down" position when abused, discouraging further abuse and protecting its internal parts. Further, it can be easily reset to its operating position by a simple uplift motion.

When unlocked, the unit operates as a normal lever trim. The Breakaway design was lab tested to 500,000 cycles in the unlocked position and to 10,000 "break" cycles, after which it still maintained the required 35 pounds torque to break away.

Cylinder not included.

**994L**



Catalog #	Finish	Description
994L-R&V US26D	Satin Chrome	98/99 Series Standard Breakaway™ Cylinder/Lever Trim, 06 Lever Design <i>Rim and Vertical Rod Device • Cylinder not included</i>

**Smallwood Lock Supply**

1830 Minnesota Avenue • Kansas City, KS 66102

**Local**

[www.smallwoodlock.com](http://www.smallwoodlock.com)

**Toll-Free**

**913-371-5787**  
Fax: 913-371-3201

**VDP 3**

**888-881-4245**  
Fax: 888-881-4248



### GUARD-X EXIT ALARM LOCK

**GUARD-X** provides secure, alarmed code-compliant protection for secondary exits. **GUARD-X** exit alarm lock readily identifies the door on which it is mounted as an emergency exit and secures the opening against unauthorized use. It is ideal for deterring theft in restaurants and retail establishments such as discount stores, grocery stores, drug stores, clothing stores and sporting goods stores.

#### 2670

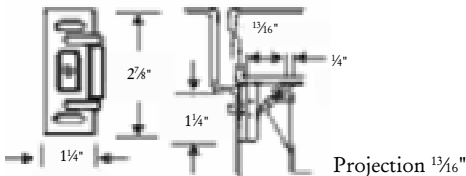


- Large stainless steel deadbolt 2" x 1/2" and has over a 3/4" throw
- Easy-to-use adhesive back template makes installation easy
- Standard rim cylinder is used to arm or disarm lock
- 9 volt battery powers the alarm
- Cast aluminum latch case protects the internal mechanism and resists tampering or vandalism from inside door
- Has been tested to withstand up to 1600 pounds of static load force against door
- Does not allow relatching or resetting the alarm after an unauthorized exit other than by an authorized person with a key
- 100 dB alarm with armed indicator light informs the owner that the alarm is armed
- An audible low-battery alert signals the owner to replace the battery
- Complies with NFPA 101® Life Safety Code "the actuating portion of which extends across at least one half of the door leaf"
- U.L. listed for Panic Exit Hardware (UL305) including "the ends of the crossbar or push pad shall curve, guard, or otherwise designed to prevent catching on the clothing of persons during exit" for use on Emergency Exit applications, and tested in accordance to ANSI A156.3 Grade 1 Panic Hardware (250,000 cycles)
- Engagement area into the strike is over 1 1/4 square inches
- Non-handed
- Heavy duty construction provides long service life

Catalog #	Finish	Device Length	Touchbar Height To Finished Floor	Door Width Range	Latch Case Housing
2670 US28	Aluminum	32 1/2" Long	40"	36"	7"
	• Cylinder not included				
2670 315AN	Black	32 1/2" Long	40"	36"	7"
	• Cylinder not included				

### RIM & VERTICAL ROD TOP STRIKE

#### 299




- 22/88/98/99, 98/9957 Rim
- 2227/8827/9827/9927 Vertical Panic Top Strike

Catalog #	Finish
299 BLK	Black

### STANDARD POWER SUPPLY

#### PS873

- Designed to operate a wide variety of electrical products
- Field selectable for either 24VDC @ 2 ampere or 12VDC @ 4 ampere
- Standard input 120VAC @ 1.0 ampere
- 19 gauge steel with a hinged cover
- Five 1/2" x 3/4" knock-out holes provided for conduit connection
- Terminal block will accept up to 14 gauge wire



Catalog #	Enclosure Size
PS873	10"H x 12 1/2"W x 5"D

## Smallwood Lock Supply

1830 Minnesota Avenue • Kansas City, KS 66102

**Local**

[www.smallwoodlock.com](http://www.smallwoodlock.com)

**Toll-Free**

**913-371-5787**  
Fax: 913-371-3201

**VDP 4**

**888-881-4245**  
Fax: 888-881-4248