


**.....THRIFTY SERIES DOOR CLOSER.....**

This is an economical door closer designed for use on narrow 1 3/4" head frames and top rails. This closer offers a versatile solution to door control in moderate traffic applications.

This series is UL and ULC for self-closing doors without hold-open. Tested and certified under ANSI Standard A156.4, grade one.

**1071**



- Regular (non-hold-open) arm
- Non-sized cylinder for exterior doors to 30" and interior doors to 38"
- Meets ADA requirements
- PA Shoe and wood and machine screw pack
- Closer mounts hinge side, top jamb, and parallel arm, on either right or left swinging doors
- SRI primer for installations in corrosive conditions


Catalog #	Handed	Description	Arm	Finish
1071 Rw/PA	N/A	Adjustable Sizes 1-5	Parallel	Aluminum, Dark Bronze

**.....QUEST DOOR CLOSER.....**

This is the "Fastest Closer Ever Installed". The LCN Quest® features a contemporary design with the unique Rapidor™ mounting bracket, stick-on installation templates, self reaming & tapping screws, as well as easy to use mounting instructions. This door closer is designed for use on narrow 1 3/4" head frames.

This series is UL and ULC for self-closing doors without hold-open. Tested and certified under ANSI Standard A156.4, grade one.

**1371**



- Regular arm
- Self reaming & tapping screws, standard plastic end-caps and shaft cover
- Meets ADA requirements
- Closer mounts, using the Rapidor™ mounting bracket, hinge side, top jamb, and parallel arm, on either right or left swinging doors
- Standard powder coat finish

Catalog #	Handed	Description	Arm	Finish
1371 Rw/PA	N/A	Adjustable Sizes 1-5	Parallel	Aluminum, Dark Bronze

**.....SUPER STOCK DOOR CLOSER.....**

This **SUPER STOCK®** is a fully universal slim line closer designed for use on narrow head frames and top rails. This closer offers maximum versatility.

This series is UL and ULC for self-closing doors without hold-open. Tested and certified under ANSI Standard A156.4, grade one.

**1461**



- Regular (non-hold-open) arm
- Self reaming and tapping screws
- Closer mounts hinge side, top jamb, and parallel arm on either right or left swing doors
- SRI primer for installations in corrosive conditions
- Slim line non-metallic cover
- Non-sized cylinder is adjustable for interior doors to 5'0" and exterior doors to 4'0"
- Closers to meet ADA requirements

Catalog #	Handed	Description	Arm	Finish
1461 Rw/PA	N/A	Adjustable Sizes 1-4	Parallel	Aluminum

**Smallwood Lock Supply**

1830 Minnesota Avenue • Kansas City, KS 66102

**Local**

[www.smallwoodlock.com](http://www.smallwoodlock.com)

**Toll-Free**

**913-371-5787**

**Fax: 913-371-3201**

**LCN 1**

**888-881-4245**

**Fax: 888-881-4248**




### HEAVY DUTY HANDED DOOR CLOSER

The **SMOOTHEE®** is a heavy duty, double lever arm closer designed for institutional and other high traffic applications. This handed closer is specifically designed for hinge side mounting and has passed 10,000,000 cycles in independent testing.

This series is UL and ULC listed with regular or fusible link arms for self-closing doors. Tested and certified under ANSI Standard A156.4, grade one.

#### 4011



- Regular (non-hold-open) arm
- Self reaming and tapping screws
- Meets ADA requirements
- Standard finish
- Closer mounts hinge side – *Specify Right or Left swinging door*
- Standard non-metallic cover
- Non-sized cylinders for interior doors to 5'0" and exterior doors to 4'0"
- SRI primer for installation in corrosive conditions

Catalog #	Handed	Description	Arm	Finish
4011	LH, RH	Adjustable Sizes 1-5	Regular	Aluminum, Dark Bronze

### ECONOMICAL HEAVY DUTY HANDED DOOR CLOSER

The double-lever arm 4030 Series is designed for interior doors. The modern appearance and smooth operation make this the ideal closer for moderate traffic applications.

This series is UL and ULC listed for self-closing doors without hold-open. Tested and certified under ANSI Standard A156.4, grade one.

#### 4033



- Regular (non-hold-open) arm
- Self reaming and tapping screws
- Meets ADA requirements
- SRI primer for installations in corrosive conditions
- Standard non-metallic cover
- Choice of sized cylinders for interior doors to 4'0"
- Handed closer mounts hinge side, *Specify Right or Left swinging door*

Catalog #	Handed	Description	Arm	Finish
4033	LH, RH	Size 3 For 34"-38" Doors	Regular	Aluminum

### HEAVY DUTY DOOR CLOSER

The **SUPER SMOOTHEE®** is designed for institutional and other high traffic applications, and has passed 10,000,000 cycles in independent testing.

This series is UL and ULC listed for self-closing doors without hold-open. Tested and certified under ANSI Standard A156.4, grade one.

#### 4041



- Regular (non-hold-open) arm
- Self reaming and tapping screws
- Meets ADA requirements
- SRI primer for installations in corrosive conditions
- FAST™ Power Adjust
- Standard non-metallic cover
- Non-sized cylinder adjustable for interior doors to 5'0" and exterior doors to 4'0"
- Closer Mounts hinge side, top jamb, and parallel arm on either right or left swinging doors

Catalog #	Handed	Description	Arm	Finish
4041 Rw/PA	N/A	Adjustable Sizes 1-6	Parallel	Aluminum, Dark Bronze
4041 EDA	N/A	Adjustable Sizes 1-6	Extra Duty	Aluminum

# Smallwood Lock Supply

1830 Minnesota Avenue • Kansas City, KS 66102

**Local**

[www.smallwoodlock.com](http://www.smallwoodlock.com)

**Toll-Free**

913-371-5787

Fax: 913-371-3201

**LCN 2**

888-881-4245


Fax: 888-881-4248

**-HEAVY DUTY ELECTRICALLY CONTROLLED DOOR HOLDING MAGNETS-**

The **SENTRONIC**® magnets are fail safe and hold until the current is interrupted. A manual door closer (not included) is used to control and close the door. Heavy duty electromagnet is protected against transients and voltage surges up to 600 volts.

This series is UL listed for smoke barrier or labeled fire doors.

**SEM7850**



- Standard profile, recessed, or wall mount
- 24V AC/DC nominal
- 120V AC nominal
- Primary 120V AC 50-60 Hz
- A SED transformer can be used to reduce line voltage where desired. It will power up to three magnets
- Outlet box not included
- +10% - 15% @ .110 amp maximum
- +10% - 15% @ .020 amp maximum
- Secondary 24V AC @ .400 amp maximum

Catalog #	Description	Finish
SEM7850 .....	24V AC/DC or 120V AC Input ( <i>Please Specify</i> ) .....	Aluminum

**..... HEAVY DUTY CLOSER/HOLDER .....**

The **SENTRONIC**® is a heavy duty, non-handed, non-sized closer/holder designed to provide single point hold-open for fire and smoke barrier doors. The door is held open until current interruption releases the holding mechanism and the door closes. Single lever (track) arm closer is specifically designed for interior doors. This closer meets virtually all life safety requirements

This series is UL listed for smoke barrier or labeled fire doors. Tested and certified under ANSI Standard A156.15. Conforms to life safety code, NFPA 101.

**4040SE**



- Shipped with a standard arm, 24V or 120V SE (*Please Specify*) track, standard cover, and wood and machine screw pack
- Momentary on/off switch board assembly for testing door release also provides over-voltage protection. Field replaceable
- Functions as a full rack and pinion closer when hold-open is not engaged or current is interrupted
- Closer mounts on either push or pull side of the door
- Non-sized cylinders for interior doors to 4'0"
- Non-handed
- Hold-open force is adjustable
- Interfaces with alarm systems

Catalog #	Description	Finish
4040SE .....	24V AC/DC or 120V AC Input ( <i>Please Specify</i> ) .....	Aluminum

**Backcheck is standard on all LCN mechanical closers.  
Other Options are available (i.e. hold-open, fusible-link) upon request**

**NOTES**

**Smallwood Lock Supply**

1830 Minnesota Avenue • Kansas City, KS 66102

Local

[www.smallwoodlock.com](http://www.smallwoodlock.com)

Toll-Free

913-371-5787

Fax: 913-371-3201

**LCN 3**

888-881-4245

Fax: 888-881-4248



**LCN**

..... **NOTES** .....

**Smallwood Lock Supply**

1830 Minnesota Avenue • Kansas City, KS 66102

Local

[www.smallwoodlock.com](http://www.smallwoodlock.com)

Toll-Free



**913-371-5787**  
Fax: 913-371-3201

**LCN 4**

**888-881-4245**  
Fax: 888-881-4248